



CDP IMMIGRATION DATA PORTAL

Accessing data using the Beyond 20/20 data tool

A step-by-step guide

BEYOND 20/20 PROFESSIONAL BROWSER

The Community Data Program uses Beyond 20/20 Professional browser for viewing and organizing large sets of data. Beyond 20/20 is a tool for setting up multi-dimensional tables in the configuration appropriate for your analysis. Once the table is set up, you can copy it to Excel or another analysis program of your choice. Most tables in the CDP catalogue are in the .ivt format, so you need Beyond 20/20 Professional Browser to open the tables. This software can be downloaded for free on the CDP website or directly from Statistics Canada. Beyond 20/20 is Windows compatible only.

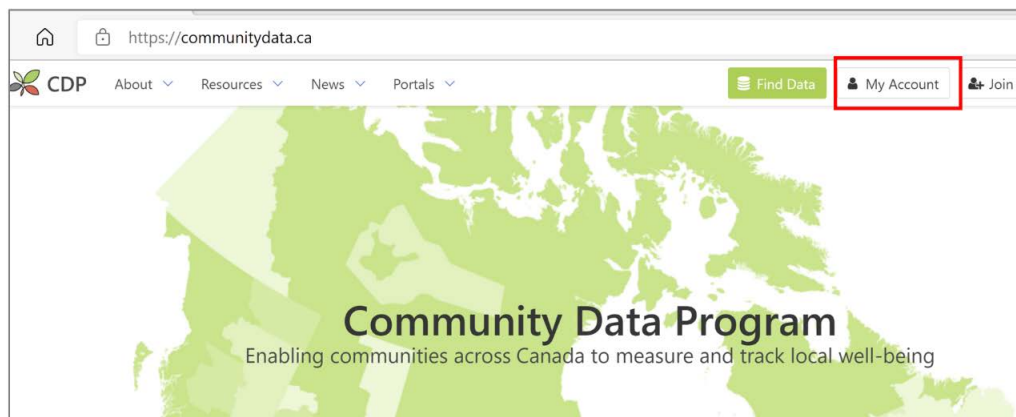
Follow the steps to download the Beyond 20/20 Professional Browser and access and view data tables to meet your research needs.

Accessing data using the Beyond 20/20 data tool

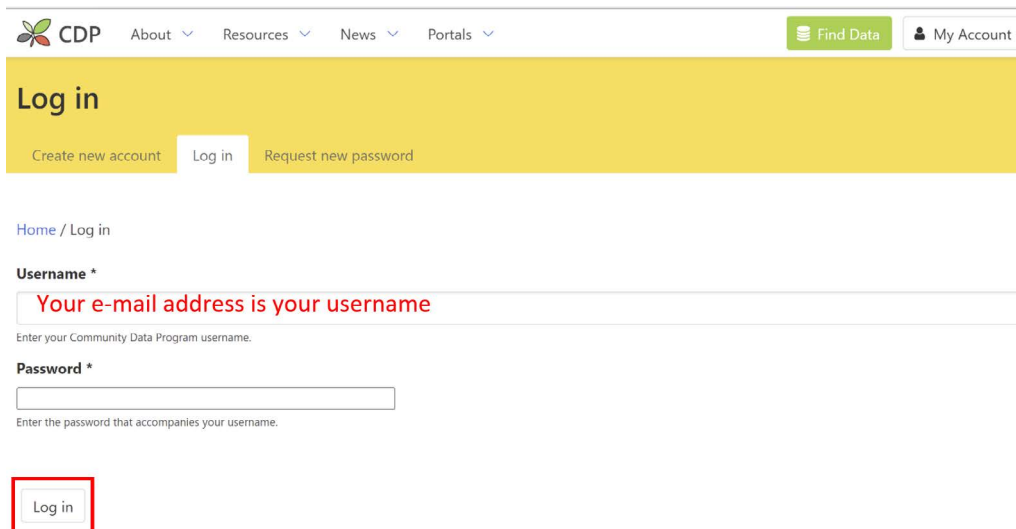
1 Log in to the immigration data portal

- Go to the CDP website at <https://communitydata.ca>
- Select **My Account** from the header.

Note that your account can be accessed from any page on the CDP website.



- Log in to Immigration Data Portal

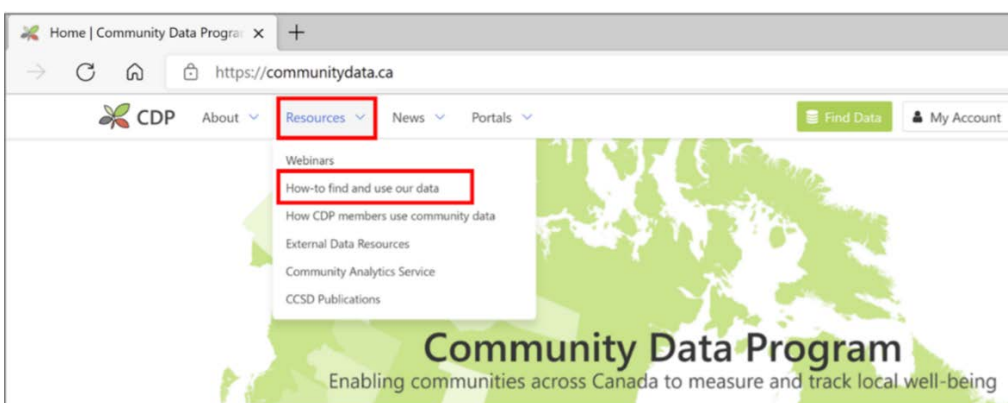


Accessing data using the Beyond 20/20 data tool

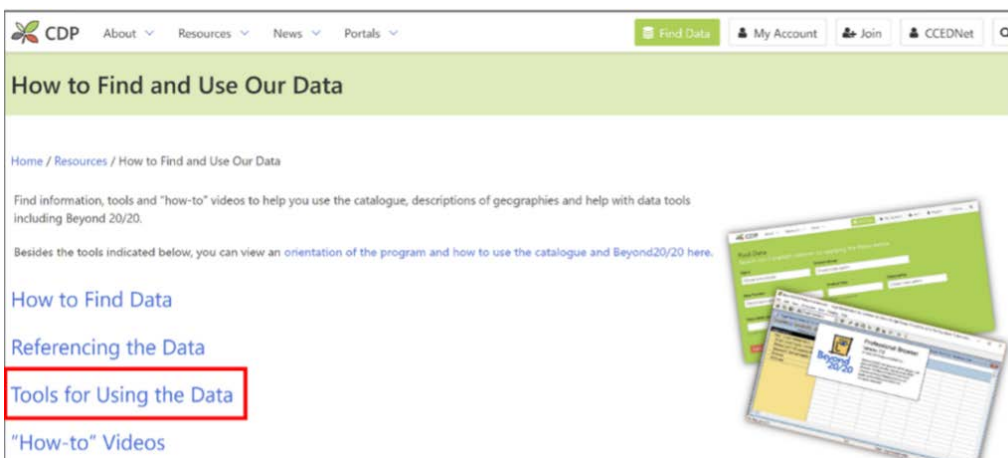
2 Download the software tool Beyond 20/20 to access data products

Beyond 20/20 Professional Browser allows you to manipulate the data so that you can compare specific variables you are interested in. The data can then be exported into different formats, like an excel spreadsheet or .csv file.

- From the CDP home page, click on **Resources** in the header (<https://communitydata.ca/resources>).
- From the drop-down menu click on **How to find and use our data** (<https://communitydata.ca/resources/how-to-use>).



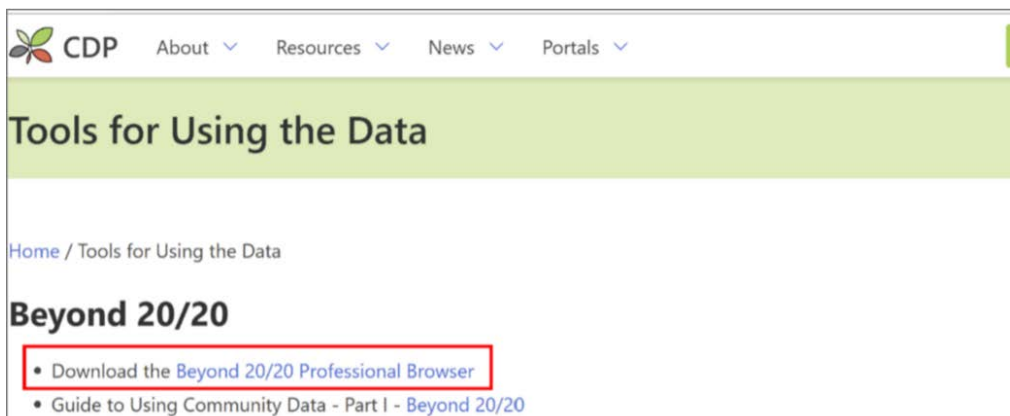
- In the **How to Find and Use Our Data** page click on **Tools for using the Data** (<https://communitydata.ca/resources/how-to-use>)



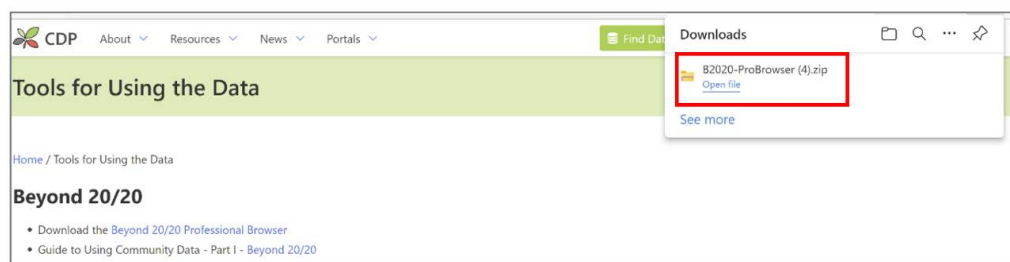
Accessing data using the Beyond 20/20 data tool

2 Download the software tool Beyond 20/20 to access data products

- In the **Tools for Using the Data** page click on **Download the Beyond 20/20 Professional Browser** (<https://communitydata.ca/dataandcatalogueresources>)



- Click on **Open file** to download Beyond 20/20 Professional Browser



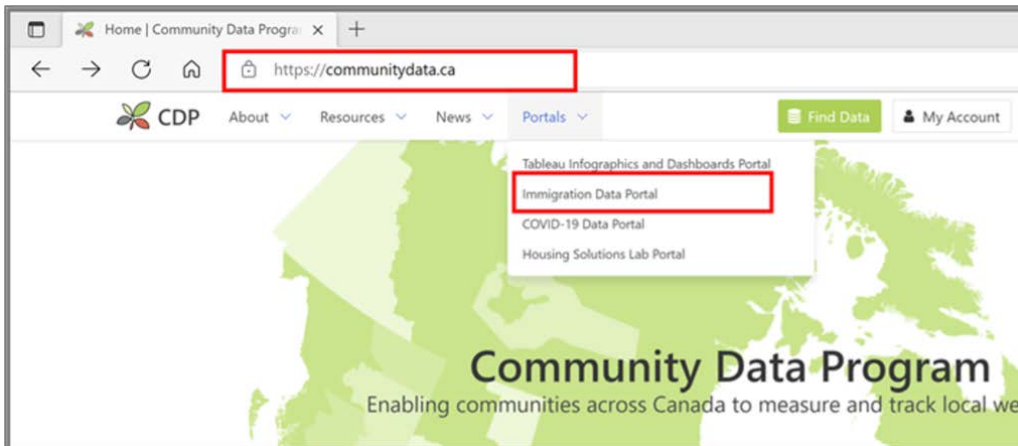
Beyond 20/20 Resources on the CDP Website

- Guide to Using Community Data - Part I - Beyond 20/20
(https://communitydata.ca/sites/default/files/ccednet-cdp_guide-3.1-pt1_b2020.pdf)
- Orientation on Using the CDP catalogue and Beyond 20/20 Webinar
(Beyond 20/20 demonstration starts ~30 minutes in)
<https://communitydata.ca/resources/webinars/orientation-aug-16>

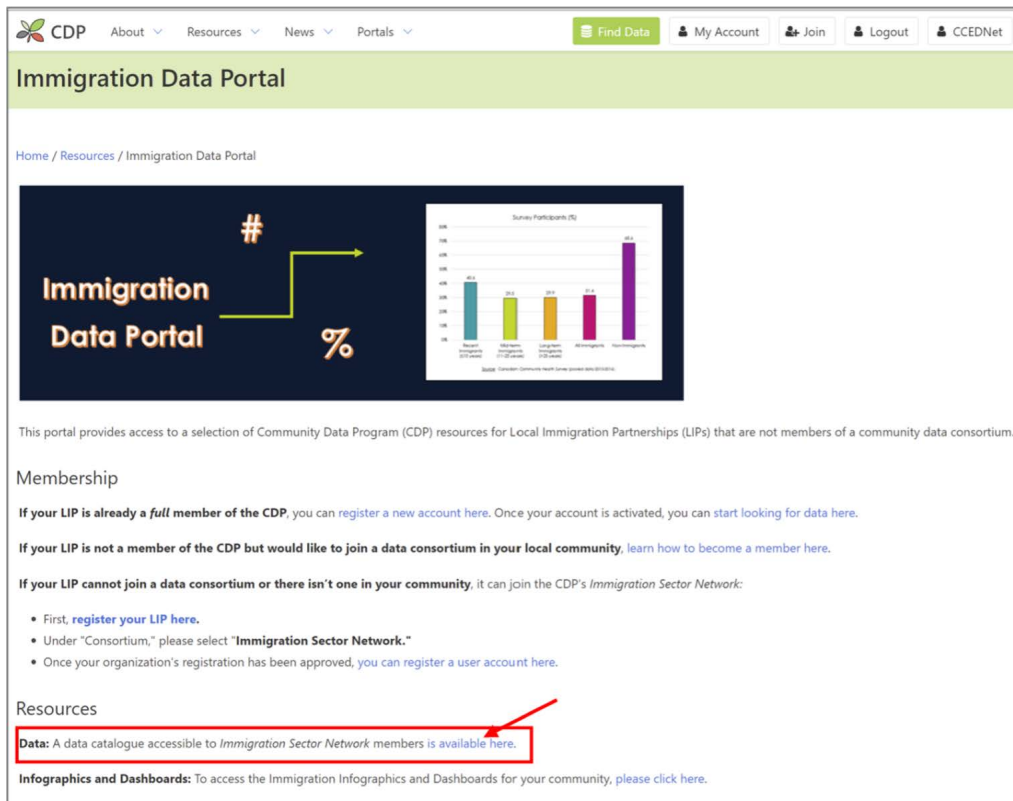
Accessing data using the Beyond 20/20 data tool

3 Accessing the immigration data portal catalogue

- After logging in and downloading of software data tool Beyond 20/20, the user is ready to access and view the data by browsing the catalogue on the Immigration Data Portal page by going to CDP's Home Page (<https://communitydata.ca>).



- To access the **Data Catalogue** in the Immigration Data Portal, please click on available here as highlighted in the image below (<https://communitydata.ca/resources/immigration-data-portal>)

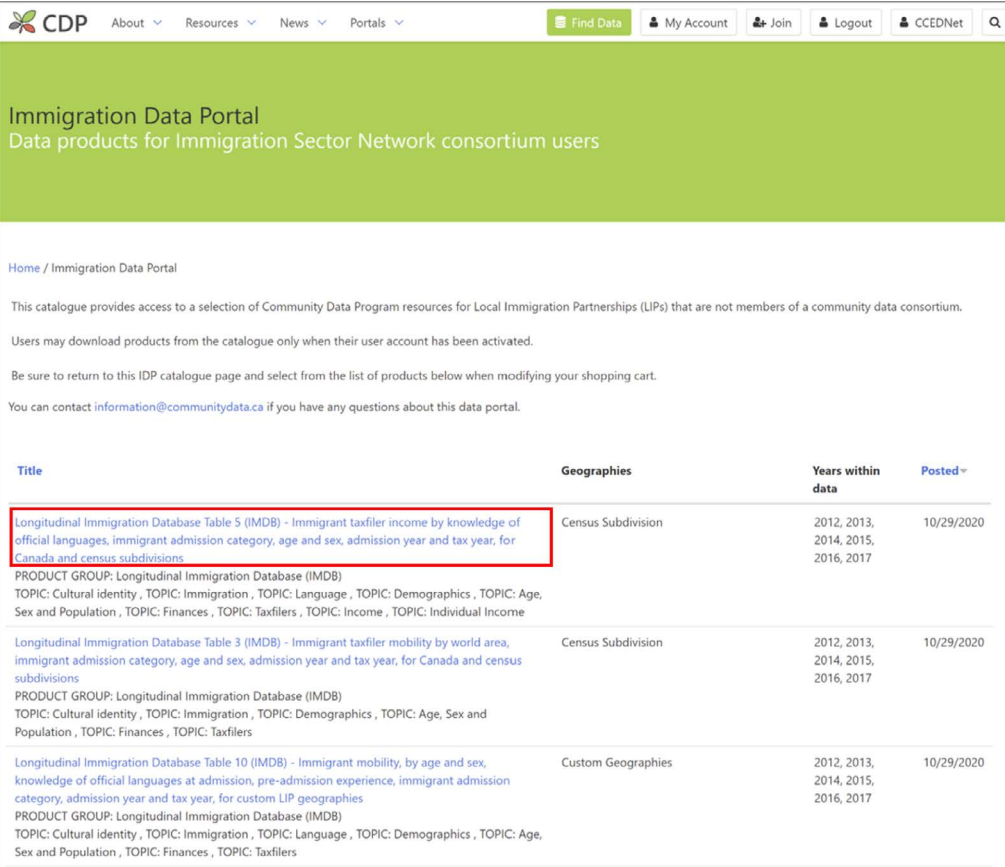


Accessing data using the Beyond 20/20 data tool

VIEW AND ACCESS DATA PRODUCTS FROM THE CATALOGUE

Data products in CDP covers several topic areas such as Demographics, Identify, Housing, Income, Finances, Work, Education and Health. To view the topic areas, click on the link: [CDP Data Index](#)

- 1 Select and click on data product (<https://communitydata.ca/idp-data>) you are interested in viewing the details.



The screenshot shows the Immigration Data Portal website. The page title is "Immigration Data Portal" and it is for "Data products for Immigration Sector Network consortium users". The page contains a table with the following columns: Title, Geographies, Years within data, and Posted. The first row is highlighted with a red box.

Title	Geographies	Years within data	Posted
Longitudinal Immigration Database Table 5 (IMDB) - Immigrant taxfiler income by knowledge of official languages, immigrant admission category, age and sex, admission year and tax year, for Canada and census subdivisions PRODUCT GROUP: Longitudinal Immigration Database (IMDB) TOPIC: Cultural identity , TOPIC: Immigration , TOPIC: Language , TOPIC: Demographics , TOPIC: Age, Sex and Population , TOPIC: Finances , TOPIC: Taxfilers , TOPIC: Income , TOPIC: Individual Income	Census Subdivision	2012, 2013, 2014, 2015, 2016, 2017	10/29/2020
Longitudinal Immigration Database Table 3 (IMDB) - Immigrant taxfiler mobility by world area, immigrant admission category, age and sex, admission year and tax year, for Canada and census subdivisions PRODUCT GROUP: Longitudinal Immigration Database (IMDB) TOPIC: Cultural identity , TOPIC: Immigration , TOPIC: Demographics , TOPIC: Age, Sex and Population , TOPIC: Finances , TOPIC: Taxfilers	Census Subdivision	2012, 2013, 2014, 2015, 2016, 2017	10/29/2020
Longitudinal Immigration Database Table 10 (IMDB) - Immigrant mobility, by age and sex, knowledge of official languages at admission, pre-admission experience, immigrant admission category, admission year and tax year, for custom LIP geographies PRODUCT GROUP: Longitudinal Immigration Database (IMDB) TOPIC: Cultural identity , TOPIC: Immigration , TOPIC: Language , TOPIC: Demographics , TOPIC: Age, Sex and Population , TOPIC: Finances , TOPIC: Taxfilers	Custom Geographies	2012, 2013, 2014, 2015, 2016, 2017	10/29/2020

The image below highlights **details of the data product**. The data page provides specific details about the data product that includes Data provider, Product Group, Data Description, Data Dimensions, Geographies, Variable Terms and Date data released.

Note: It is recommended that you review metadata as they sometimes contain valuable information about using data.

Accessing data using the Beyond 20/20 data tool

- Click on **Add to cart** to access the data <https://communitydata.ca/content/longitudinal-immigration-database-table-5-imdb-immigrant-taxfiler-income-knowledge-official>

CDP About Resources News Portals Find Data My Account Join Logout CCEDNet

Longitudinal Immigration Database Table 5 (IMDB) - Immigrant taxfiler income by knowledge of official languages, immigrant admission category, age and sex, admission year and tax year, for Canada and census subdivisions

Home / Content / Longitudinal Immigration Database Table 5 (IMDB) - Immigrant taxfiler income...

Data provider:
Statistics Canada

Product group:
Longitudinal Immigration Database (IMDB)

Description:
The Longitudinal Immigration Database combines linked administrative immigration and tax data files. It is a comprehensive source of data on the socio-economic outcomes of the immigrant taxfiler population in Canada. In partnership with Immigration, Refugees and Citizenship Canada (IRCC) and the national network of Local Immigration Partnerships (LIP), the Community Data Program has acquired a set of data tables tracking the mobility and economic outcomes of Canada's newcomer population over several years.

This catalogue entry is for IMDB Table 5 out of 10 and contains data for Census Subdivision geographies. IMDB data tables are available at the Census Subdivision and Census Division levels as well as for a number of custom LIP boundaries. The table contents are described below, by table number:

1. LIP boundaries - Immigrant taxfiler income and mobility by sex, socio-demographic profile, admission year and tax year, for Canada, select provinces/territories and partnerships
2. Census Subdivisions - Immigrant taxfiler mobility by knowledge of official languages, immigrant admission category, age and sex, admission year and tax year, for Canada and census subdivisions

Dimensions:
Admission year (10)
Tax year (6)
Category (6)
Age and Sex (7)
Language (5)
Measures (11)

Geographies:
Census Subdivision

Years within data:
2012
2013
2014
2015
2016
2017

File format:
ivt

File Size:
9.7 MB

Variable terms:
Cultural identity
Immigration
Language
Demographics
Age, Sex and Population
Finances
Taxfilers
Income
Individual Income

Census or NHS topic:
Immigration and citizenship

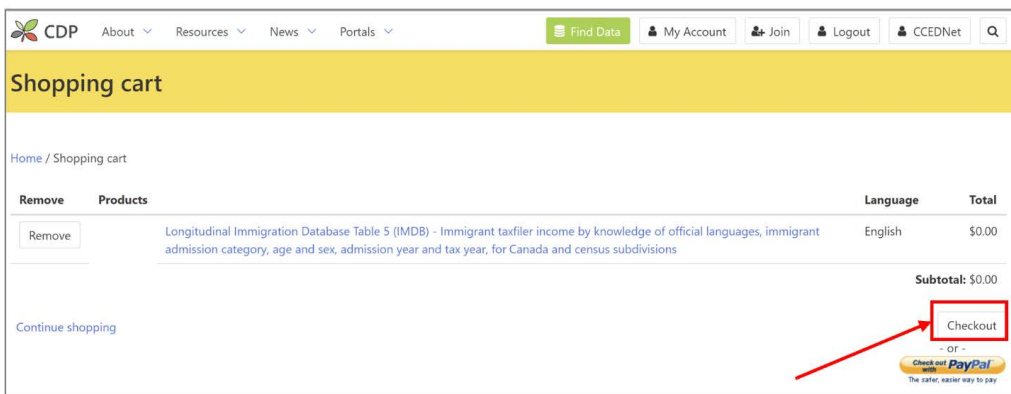
StatCan Type:
Topic-based tabulation

Date released:
Thursday, October 29, 2020

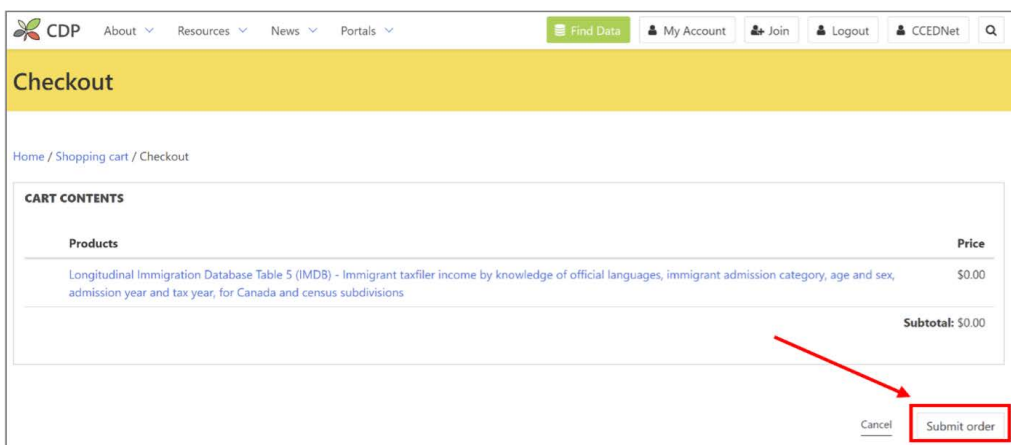
Add to cart

Accessing data using the Beyond 20/20 data tool

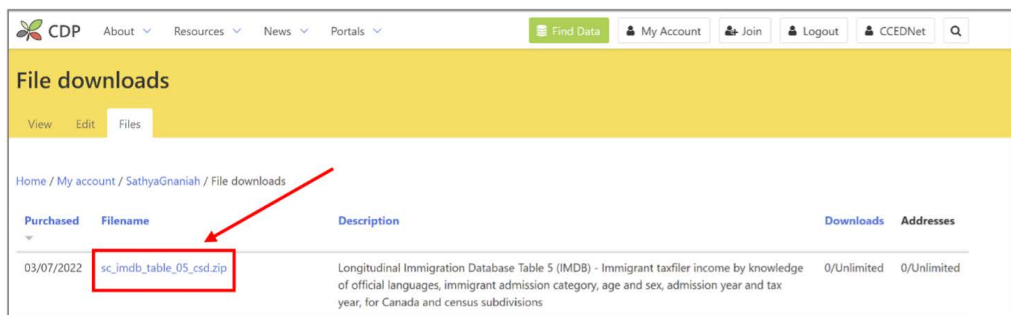
- Click on **Checkout** to access the data as in the image below
(<https://communitydata.ca/cart>)



- Click on **Submit order** to access the data as shown in the image below
(<https://communitydata.ca/cart/checkout>)

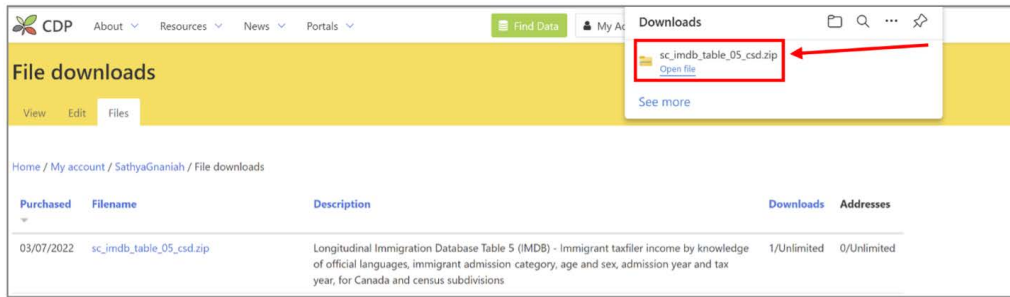


- Click on the **Filename** to access the data as shown in the image below



Accessing data using the Beyond 20/20 data tool

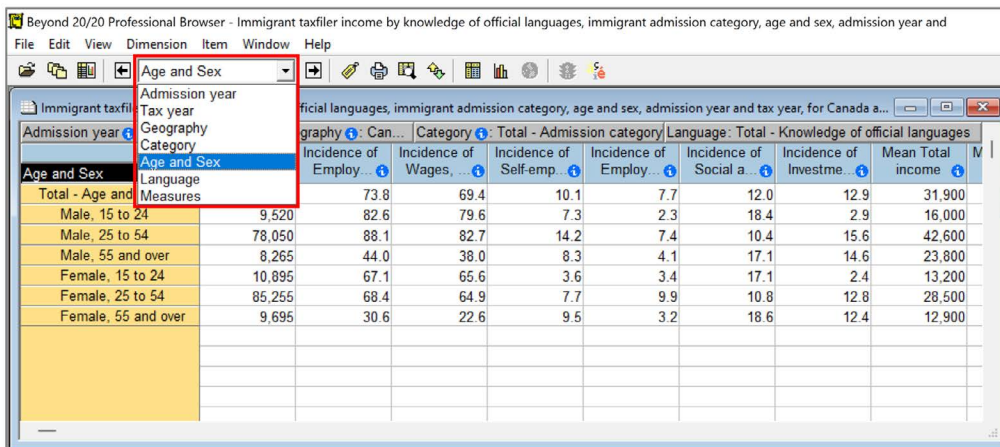
- Click on **Open file to access the data** as shown in the image below



- Click on file to access the data using Beyond 20/20 Profession Browser as shown in the image below



- View data** using Beyond 20/20 Profession Browser. You can manipulate and interpret the data by dragging different dimensions to view and access your data needs.



Accessing data using the Beyond 20/20 data tool

HOW TO SELECT AND INTERPRET DATA PRODUCTS

The Immigration Data Portal has over 50 data products related to the immigrant population. Data tables and Tableau dashboards/infographics are available using data from the 2016 Census and the Longitudinal Immigration Database. The CDP should receive data from the 2021 Census in early 2023 and data from IRCC should be available by summer 2022

Users can begin their search by reading the titles of tables in the Immigration Data Portal to determine whether a table has data appropriate to their needs.

If a table appears to be of interest, the user can click on the table title to view the catalogue entry. The **Description** and **Notes** contain valuable information about the table. The **Dimensions** section lists all data dimensions contained in a table.

Data table Dimensions

A data table dimension is a list of related variables that can be cross-tabulated with the other dimensions in the table. Census tables typically list the table's dimensions in their title.

Consider the following table:

Labour Force Status (8), Highest Certificate, Diploma or Degree (15), Age Groups (13), Admission Category and Applicant Type (8) and Period of Immigration (13), for the Population Aged 15 Years and Over in Private Households of Canada, 2016 Census

The following dimensions are contained in this table:

- Labour force status (8)
- Highest certificate, diploma or degree (15)
- Age groups (13)
- Admission category and applicant type (8)
- Immigrant status and period of immigration (13)

The bracketed number indicates the number of variables contained in the dimension. Users can click on the dimension names in the catalogue entry to view the specific variables it contains. For example, [Admission category and applicant type \(8\)](#) contains the following variables:

Accessing data using the Beyond 20/20 data tool

- Total - Admission category and applicant type
- Admission category - not applicable
- Economic immigrants
- Principal applicants
- Secondary applicants
- Immigrants sponsored by family
- Refugees
- Other immigrants

Tips for Selecting Data Tables

- Dimensions that have a mix of more than one dimension are typically entitled “Selected.... characteristics” with a broad description of the variables. Users should open the catalogue entry and click on this dimension if it appears that it may contain variables of interest. In several tables, the immigrant-population-related variables are contained in the “Selected.....characteristics” dimension.
- Target Group Profiles contain variables from the Census Profile, which summarizes much of the questions asked in the Census. Each Target Group Profile contains a section of variables related to the immigrant population. For example, the [Target group profile of population by main mode of commuting to work](#) lets users cross-tabulate commuting mode by immigrant status and period of immigration.

Geography: Canada (01) 20000 (5.1%)				
	Main mode of c	Total - Main mode of commuting	Car, truck or van - Driver or passenger	Public transit
2016 Census				
Total - Immigrant status and period of immigration for the populatio...		13,891,680	10,876,515	1,821,425
Non-immigrants		10,413,415	8,472,795	1,023,960
Immigrants		3,283,635	2,324,965	722,855
Before 1981		555,675	449,940	68,840
1981 to 1990		482,125	373,660	81,145
1991 to 2000		800,645	584,735	166,550
2001 to 2010		962,450	648,315	243,395
2001 to 2005		473,620	328,965	112,465
2006 to 2010		488,830	319,345	130,930
2011 to 2016		482,735	268,310	162,930
Non-permanent residents		194,625	78,750	74,610
Total - Immigrant status and period of immigration for males in pri...		6,742,365	5,394,365	764,705
Non-immigrants		5,008,950	4,107,885	447,145
Immigrants		1,626,395	1,237,140	281,615

Accessing data using the Beyond 20/20 data tool

- Many LIP service areas are based on a municipality (Census Subdivision) or a county/region (Census Division). Data for LIPs that are comprised of multiple Census Divisions or Census Subdivisions can be found in the Custom Geography tables. Select **Custom geos** when choosing the appropriate geographic level.

Geographies *

PT CD CSD

CMA CA CT

ADA

Custom geos

Select the geographic scales you wish to download

- If the LIP service area is defined by a single municipality (CSD) or county/region (CD), then select CD – CSD as the geography.
- Contact the CDP team at information@communitydata.ca if you are having difficulty finding a data table.

RESOURCES FOR FINDING DATA ON THE CATALOGUE

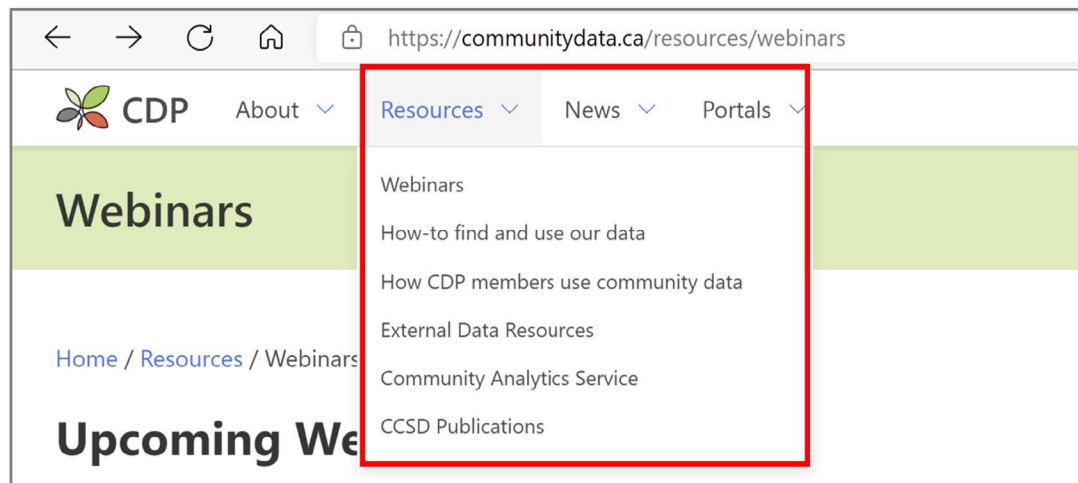
- How to find data in the catalogue | Video
<https://communitydata.ca/resources/how-to-use/how-to-videos>
- Guide to using Community Data | Part 2 | Microsoft Excel
https://communitydata.ca/sites/default/files/ccsd-cdp_guide-3-1_pt-2_excel.pdf

Accessing data using the Beyond 20/20 data tool

COMMUNITY DATA PROGRAM | ADDITIONAL RESOURCES

The CDP resources page provides valuable data resources as highlighted in the image below.

(<https://communitydata.ca/resources/webinars>)



REQUEST FOR HELP

You can request help by contacting CDP at information@communitydata.ca. CDP will answer your questions about the data or the Immigration Data Portal.